

**Format of Holding of Specified securities**

1. Name of Listed Entity: **SAGARSOFT (INDIA) LIMITED**
2. Scrip Code/Name of Scrip/Class of Security: **540143, SAGARSOFT (INDIA) LIMITED, EQUITY SHARES**
3. Share Holding Pattern Filed under: Reg. 31(1)(a)/Reg.31(1)(b)/Reg.31(1)(c)
- a. if under 31(1)(b) then indicate the report for quarter ending **31/12/2018**
- b. if under 31(1)(c) then indicate date of allotment/extinguishment
4. Declaration : The Listed entity is required to submit the following declaration to the extent of submission of information:

Particulars	YES*	NO*
a Whether the Listed Entity has issued any partly paid up shares		✓
b Whether the Listed Entity has issued any Convertible Securities or Warrants?		✓
c Whether the Listed Entity has any shares against which depository receipts are issued?		✓
d Whether the Listed Entity has any shares in locked-in?		✓
e Whether any shares held by promoters are pledge or otherwise encumbered?		✓

\*if the Listed Entity selects the option 'NO' for the questions above, the columns for the partly paid up shares, Outstanding Convertible Securities/Warrants, depository receipts, locked-in shares, No of shares pledged or otherwise encumbered by promoters, as applicable, shall not be displayed at the time of dissemination on the Stock Exchange website. Also wherever there is 'No' declared by Listed entity in above table the values will be considered as 'Zero' by default on submission of the format of holding of specified securities.

- 5 The tabular format for disclosure of holding of specified securities is as follows:

For SAGARSOFT (INDIA) LIMITED

  
**J. RAJA REDDY**  
 COMPANY SECRETARY

Table I - Summary Statement holding of specified securities

Category	Category of Shareholder	No of Share holders	No of fully paid up equity shares held	No of Partly paid-up equity shares held	No of Shares Underlying Depository Receipts	Total No of Shares Held (VII) = (IV)+(V)+(VI)	Shareholding as a % of total no of shares (As a % of (A+B+C2))	Number of Voting Rights held in each class of securities			No of Shares Underlying Outstanding convertible securities (Including Warrants)	Shareholding as a % assuming full conversion of convertible Securities (as a percentage of diluted share capital)	Number of Locked in Shares		Number of Shares pledged or otherwise encumbered		Number of equity shares held in dematerialized form	
								No of Voting Rights	Total as a % of (A+B+C)				No.	As a % of total Shares held	No.	As a % of total Shares held		
								Class X	Class Y	Total								
(I)	(II)	(III)	(IV)	(V)	(VI)	(VII)	(VIII)	(IX)			(X)	(XI)	(XII)		(XIII)		(XIV)	
(A)	Promoter & Promoter Group	12	2895659	0	0	2895659	52.08	2895659	0	2895659	52.08	0	52.08	0	0.00	0	0.00	2895659
(B)	Public	2694	2664341	0	0	2664341	47.92	2664341	0	2664341	47.92	0	47.92	0	0.00	NA	NA	2334486
(C)	Non Promoter-Non Public																	
(C1)	Shares underlying DRs	0	0	0	0	0	NA	0	0	0	0.00	0	NA	0	0.00	NA	NA	0
(C2)	Shares held by Employes Trusts	0	0	0	0	0	0.00	0	0	0	0.00	0	0.00	0	0.00	NA	NA	0
	Total:	2706	5560000	0	0	5560000	100.00	5560000	0	5560000	100.00	0	100.00	0	0.00	0	0.00	5230145

For SAGARSOFT (INDIA) LIMITED


  
 J. RAJA REDDY  
 COMPANY SECRETARY

Table II - Statement showing shareholding pattern of the Promoter and Promoter Group

Category	Category & Name of the Shareholder	PAN	No of Share holders	No of fully paid up equity shares held	No of Partly paid-up equity shares held	No of Shares Underlying Depository Receipts	Total No of Shares Held (IV+V+VI)	Shareholding as a % of total no of shares (calculated as per SCRR, 1957 (VIII) As a % of (A+B+C2)	Number of Voting Rights held in each class of securities			No of Shares Underlying Outstanding convertible securities (Including Warrants)	Shareholding as a % assuming full conversion of convertible Securities (as a percentage of diluted share capital) (VII)+(X) As a % of (A+B+C2)	Number of Locked in Shares		Number of Shares pledged or otherwise encumbered		Number of equity shares held in dematerialized form	
									No of Voting Rights					Total as a % of (A+B+C)	No.	As a % of total Shares held	No.		As a % of total Shares held
									Class X	Class Y	Total								
(I)	(II)	(III)	(IV)	(V)	(VI)	(VII)	(VIII)	(IX)			(X)	(XI)	(XII)		(XIII)	(XIV)			
(1)	Indian																		
(a)	Individuals/Hindu undivided Family		12	2895659	0	0	2895659	52.08	2895659	0	2895659	52.08	0	52.08	0	0.00	0	0.00	2895659
	W MALATHI	AAF PW8638M	1	120900	0	0	120900	2.17	120900	0	120900	2.17	0	2.17	0	0.00	0	0.00	120900
	N MADHAVI	ABQP N7086A	1	116400	0	0	116400	2.09	116400	0	116400	2.09	0	2.09	0	0.00	0	0.00	116400
	PRODDHUTOORI SUCHARITHA REDDY	AEHPP6429F	1	105200	0	0	105200	1.89	105200	0	105200	1.89	0	1.89	0	0.00	0	0.00	105200
	PRODDHUTOORI SUDARSHAN REDDY	AEHPP6430Q	1	50000	0	0	50000	0.90	50000	0	50000	0.90	0	0.90	0	0.00	0	0.00	50000
	POODHUTURU RAJITH REDDY	AEKPP1908G	1	50000	0	0	50000	0.90	50000	0	50000	0.90	0	0.90	0	0.00	0	0.00	50000
	S ANAND REDDY	AGQPS1886A	1	152200	0	0	152200	2.74	152200	0	152200	2.74	0	2.74	0	0.00	0	0.00	152200
	S VANAJATHA	AGQPS1887B	1	147100	0	0	147100	2.65	147100	0	147100	2.65	0	2.65	0	0.00	0	0.00	147100
	SREEKANTH REDDY SAMMIDI	AGQPS1888Q	1	1154500	0	0	1154500	20.76	1154500	0	1154500	20.76	0	20.76	0	0.00	0	0.00	1154500
	M RADHIKA REDDY	AJOPM2945F	1	55200	0	0	55200	0.99	55200	0	55200	0.99	0	0.99	0	0.00	0	0.00	55200
	S ARUNA	AJWPS3568C	1	118400	0	0	118400	2.13	118400	0	118400	2.13	0	2.13	0	0.00	0	0.00	118400
	S VEERA REDDY	ALCPS2687J	1	180200	0	0	180200	3.24	180200	0	180200	3.24	0	3.24	0	0.00	0	0.00	180200
	S RACHANA	ALQPS4523B	1	645559	0	0	645559	11.61	645559	0	645559	11.61	0	11.61	0	0.00	0	0.00	645559
(b)	Central Government/State Government(s)		0	0	0	0	0	0.00	0	0	0	0.00	0	0.00	0	0.00	0	0.00	0
(c)	Financial Institutions/Banks		0	0	0	0	0	0.00	0	0	0	0.00	0	0.00	0	0.00	0	0.00	0
(d)	Any Other		0	0	0	0	0	0.00	0	0	0	0.00	0	0.00	0	0.00	0	0.00	0
	Sub-Total (A)(1)		12	2895659	0	0	2895659	52.08	2895659	0	2895659	52.08	0	52.08	0	0.00	0	0.00	2895659
(2)	Foreign																		
(a)	Individuals (Non-Resident Individuals/ Foreign Individuals)		0	0	0	0	0	0.00	0	0	0	0.00	0	0.00	0	0.00	0	0.00	0
(b)	Government		0	0	0	0	0	0.00	0	0	0	0.00	0	0.00	0	0.00	0	0.00	0
(c)	Institutions		0	0	0	0	0	0.00	0	0	0	0.00	0	0.00	0	0.00	0	0.00	0
(d)	Foreign Portfolio Investor		0	0	0	0	0	0.00	0	0	0	0.00	0	0.00	0	0.00	0	0.00	0
(e)	Any Other		0	0	0	0	0	0.00	0	0	0	0.00	0	0.00	0	0.00	0	0.00	0
	Sub-Total (A)(2)		0	0	0	0	0	0.00	0	0	0	0.00	0	0.00	0	0.00	0	0.00	0
	Total Shareholding of Promoter and Promoter Group (A)=(A)(1)+(A)(2)		12	2895659	0	0	2895659	52.08	2895659	0	2895659	52.08	0	52.08	0	0.00	0	0.00	2895659

For SAGARSOFT (INDIA) LIMITED

*Sujay Reddy*  
S. RAJA REDDY  
COMPANY SECRETARY

Table III - Statement showing shareholding pattern of the Public shareholder

Category	Category & Name of the Shareholder	PAN	No of Share holders	No of fully paid up equity shares held	No of Partly paid-up equity shares held	No of Shares Underlying Depository Receipts	Total No of Shares Held (IV+V+VI)	Shareholding as a % of total no of shares (A+B+C2)	Number of Voting Rights held in each class of securities			No of Shares Outstanding convertible securities (Including Warrants)	Shareholding as a % assuming full conversion of convertible Securities (as a percentage of diluted share capital)	Number of Locked in Shares		Number of Shares pledged or otherwise encumbered		Number of equity shares held in dematerialized form	
									No of Voting Rights	Total as a % of (A+B+C)	No.			As a % of total Shares held	No.	As a % of total Shares held			
																	Class X		Class Y
(I)	(II)	(III)	(IV)	(V)	(VI)	(VII)	(VIII)	(IX)	(X)	(XI)	(XII)	(XIII)	(XIV)						
(1)	Institutions																		
(a)	Mutual Funds		0	0	0	0	0	0.00	0	0	0	0.00	0	0.00	0	0.00	NA	NA	0
(b)	Venture Capital Funds		0	0	0	0	0	0.00	0	0	0	0.00	0	0.00	0	0.00	NA	NA	0
(c)	Alternate Investment Funds		0	0	0	0	0	0.00	0	0	0	0.00	0	0.00	0	0.00	NA	NA	0
(d)	Foreign Venture Capital Investors		0	0	0	0	0	0.00	0	0	0	0.00	0	0.00	0	0.00	NA	NA	0
(e)	Foreign Portfolio Investors		0	0	0	0	0	0.00	0	0	0	0.00	0	0.00	0	0.00	NA	NA	0
(f)	Financial Institutions/Banks		2	413136	0	0	413136	7.43	413136	0	413136	7.43	0	7.43	0	0.00	NA	NA	413136
	THE MADHAVPURA MERCANTILE CO-OP. BANK LTD.	AAAAT5863H	1	399836	0	0	399836	7.19	399836	0	399836	7.19	0	7.19	0	0.00	NA	NA	399836
(g)	Insurance Companies		0	0	0	0	0	0.00	0	0	0	0.00	0	0.00	0	0.00	NA	NA	0
(h)	Provident Funds/Pension Funds		0	0	0	0	0	0.00	0	0	0	0.00	0	0.00	0	0.00	NA	NA	0
(i)	Any Other																		
	Sub Total (B)[1]		2	413136	0	0	413136	7.43	413136	0	413136	7.43	0	7.43	0	0.00	NA	NA	413136
(2)	Central Government/State Government(s) /President of India		0	0	0	0	0	0.00	0	0	0	0.00	0	0.00	0	0.00	NA	NA	0
	Sub Total (B)[2]		0	0	0	0	0	0.00	0	0	0	0.00	0	0.00	0	0.00	NA	NA	0
(3)	Non-Institutions																		
(a)	I.Individual shareholders holding nominal share capital up to Rs.2 lakhs		2566	1521877	0	0	1521877	27.37	1521877	0	1521877	27.37	0	27.37	0	0.00	NA	NA	1192022
	II.Individual shareholders holding nominal share capital in excess of Rs. 2 Lakhs		6	245481	0	0	245481	4.42	245481	0	245481	4.42	0	4.42	0	0.00	NA	NA	245481
(b)	NBFCs Registered with RBI		1	2400	0	0	2400	0.04	2400	0	2400	0.04	0	0.04	0	0.00	NA	NA	2400
(c)	Employee Trusts		0	0	0	0	0	0.00	0	0	0	0.00	0	0.00	0	0.00	NA	NA	0
(d)	Overseas Depositories (Holding DRs) (Balancing figure)		0	0	0	0	0	0.00	0	0	0	0.00	0	0.00	0	0.00	NA	NA	0
(e)	Any Other																		
	NON RESIDENT INDIANS		17	14614	0	0	14614	0.26	14614	0	14614	0.26	0	0.26	0	0.00	NA	NA	14614
	CLEARING MEMBERS		19	13435	0	0	13435	0.24	13435	0	13435	0.24	0	0.24	0	0.00	NA	NA	13435
	NON RESIDENT INDIAN NON REPATRIABLE		15	6536	0	0	6536	0.12	6536	0	6536	0.12	0	0.12	0	0.00	NA	NA	6536
	BODIES CORPORATES		68	446862	0	0	446862	8.04	446862	0	446862	8.04	0	8.04	0	0.00	NA	NA	446862
	TWINVEST FINANCIAL SERVICES LTD	AAACT7514R	1	238306	0	0	238306	4.29	238306	0	238306	4.29	0	4.29	0	0.00	NA	NA	238306
	Sub Total (B)[3]		2692	2251205	0	0	2251205	40.49	2251205	0	2251205	40.49	0	40.49	0	0.00			1921350
	Total Public Shareholding (B) = (B)[1]+(B)[2]+(B)[3]		2694	2664341	0	0	2664341	47.92	2664341	0	2664341	47.92	0	47.92	0	0.00			2334486

For SAGARSOFT (INDIA) LIMITED



  
J. RAJA REDDY  
COMPANY SECRETARY

Table IV - Statement showing shareholding pattern of the Non Promoter - Non Public Shareholder

Category	Category & Name of the Shareholder	PAN	No of Share holders	No of fully paid up equity shares held	No of Partly paid-up equity shares held	No of Shares Underlying Depository Receipts	Total No of Shares Held (IV+V+VI)	Shareholding as a % of total no of shares (A+B+C2)	Number of Voting Rights held In each class of securities			No of Shares Underlying Outstanding convertible securities (Including Warrants)	Shareholding as a % assuming full conversion of convertible Securities (as a percentage of diluted share capital)	Number of Locked in Shares		Number of Shares pledged or otherwise encumbered		Number of equity shares held in dematerialized form	
									No of Voting Rights					No.	As a % of total Shares held	No.	As a % of total Shares held		
									Class X	Class	Total								
	(I)	(II)	(III)	(IV)	(V)	(VI)	(VII)	(VIII)	(IX)			(X)	(XI)	(XII)		(XIII)	(XIV)		
(1)	Custodian/DR Holder		0	0	0	0	0	0.00	0	0	0	0.00	0	0.00	0	0.00	NA	NA	0
(2)	Employee Benefit Trust (under SEBI(Share based Employee Benefit) Regulations 2014)		0	0	0	0	0	0.00	0	0	0	0.00	0	0.00	0	0.00	NA	NA	0
	<b>Total Non-Promoter-Non Public Shareholding (C) = (C)(1)+(C)(2)</b>		0	0	0	0	0	0.00	0	0	0	0.00	0	0.00	0	0.00			0

For SAGARSOFT (INDIA) LIMITED

  
 J. RAJA REDDY  
 COMPANY SECRETARY

Details of the shareholders acting as persons in Concert including their Shareholding:			
Name of Shareholder	Name of PAC	No of shares	Holding%
<b>Total:</b>		<b>0</b>	<b>0</b>


For SAGARSOFT (INDIA) LIMITED

*J. Raja Reddy*  
 J. RAJA REDDY  
 COMPANY SECRETARY

Details of Shares which remain unclaimed may be given hear along with details such as number of shareholders, outstanding shares held in demat/unclaimed suspense account

No of Shareholders	No of shares
-	-

For SAGARSOFT (INDIA) LIMITED

  
J. RAJA REDDY  
COMPANY SECRETARY