


Introductory sub-table (I)(a)

Name of the Company:		SAGARSOFT (INDIA) LIMITED	
Scrip Code, Name of the scrip, class of security:		SAGARSOFT - EQUITY	
Quarter ended:		30th June 2012	
<b>Partly paid-up shares:-</b>	<b>No. of partly paid-up shares</b>	<b>As a % of total no. of partly paid-up shares</b>	<b>As a % of total no. of shares of the company</b>
Held by promoter/promoter group	Nil	Nil	Nil
Held by public	Nil	Nil	Nil
<b>Total - D</b>	Nil	Nil	Nil
<b>Outstanding convertible securities:-</b>	<b>No. of outstanding securities</b>	<b>As a % of total no. of outstanding convertible securities</b>	<b>As a % of total no. of shares of the company, assuming full conversion of the convertible securities</b>
Held by promoter/promoter group	Nil	Nil	Nil
Held by public	Nil	Nil	Nil
<b>Total - E</b>	Nil	Nil	Nil
<b>Warrants:-</b>	<b>No. of warrants</b>	<b>As a % of total no. of warrants</b>	<b>As a % of total no. of shares of the company, assuming full conversion of warrants</b>
Held by promoter/promoter group	Nil	Nil	Nil
Held by public	Nil	Nil	Nil
<b>Total - F</b>	Nil	Nil	Nil
<b>Total paid-up capital of the company, assuming full conversion of warrants and convertible securities</b>	<b>Rs.5,56,00,000 divided into 55,60,000 Equity Shares of Rs.10/- each</b>		



*[Handwritten signature]*

**Statement Showing Shareholding Pattern**


Table (I)(a)

Category code	Category of Shareholder	Number of Shareholders	Total number of shares	Number of shares held in dematerialized form	Total shareholding as a percentage of total number of shares		Shares Pledged or otherwise encumbered	
					As a percentage of (A+B) <sup>1</sup>	As a percentage of (A+B+C)	Number of shares	As a percentage
(I)	(II)	(III)	(IV)	(V)	(VI)	(VII)	(VIII)	(IX)= (VIII)/(IV)*100
(A)	Shareholding of Promoter and Promoter Group <sup>2</sup>							
1	Indian							
(a)	Individuals/ Hindu Undivided Family	16	2843830	1154130	51	51		
(b)	Central Government/ State Government(s)							
(c)	Bodies Corporate							
(d)	Financial Institutions/ Banks							
(e)	Any Others(Specify)							
(e-i)								
(e-ii)								
	Sub Total(A)(1)	16	2843830	1154130	51	51		
2	Foreign							
a	Individuals (Non-Residents Individuals/ Foreign Individuals)							
b	Bodies Corporate							
c	Institutions							
d	Any Others(Specify)							
	Sub Total(A)(2)	0	0	0	0	0		
	Total Shareholding of Promoter and Promoter Group (A)= (A)(1)+(A)(2)	16	2843830	1154130	51	51		
(B)	Public shareholding							
1	Institutions							
(a)	Mutual Funds/ UTI	0	0	0				
(b)	Financial Institutions /Banks	2	413300	413300	7	7		




*[Handwritten signature]*

Category code	Category of Shareholder	Number of Shareholders	Total number of shares	Number of shares held in dematerialized form	Total shareholding as a percentage of total number of shares		Shares Pledged or otherwise encumbered	
					As a percentage of(A+B) <sup>1</sup>	As a percentage of (A+B+C)	Number of shares	As a percentage
(c)	Central Government/ State Government(s)							
(d)	Venture Capital Funds							
(e)	Insurance Companies							
(f)	Foreign Institutional Investors							
(g)	Foreign Venture Capital Investors							
(h)	Any Other (specify)							
	Sub-Total (B)(1)	2	413300	413300	7	7		
B 2	Non-institutions							
(a)	Bodies Corporate	58	343564	342564	6	6		
(b)	Individuals							
I	Individuals -i. Individual shareholders holding nominal share capital up to Rs 1 lakh	2027	1381407	1024452	25	25		
II	ii. Individual shareholders holding nominal share capital in excess of Rs. 1 lakh.	25	538974	518974	10	10		
(c)	Any Other (NRIs)	7	10100	10100	0	0		
(c-i)	HUFs	21	28825	28825	1	1		
(c-ii)								
	Sub-Total (B)(2)	2138	2302870	1924915	42	42		
(B)	Total Public Shareholding (B)= (B)(1)+(B)(2)	2140	2716170	2338215	49	49		
	TOTAL (A)+(B)	2156	5560000	3492345	100	100		
(C)	Shares held by Custodians and against which Depository Receipts have been issued							
1	Promoter and Promoter Group							
2	Public	0	0	0	0	0		



*[Handwritten signature]*

Category code	Category of Shareholder	Number of Shareholders	Total number of shares	Number of shares held in dematerialized form	Total shareholding as a percentage of total number of shares		Shares Pledged or otherwise encumbered	
					As a percentage of (A+B) <sup>1</sup>	As a percentage of (A+B+C)	Number of shares	As a percentage
	Sub-Total (C)	0	0	0	0	0		
	GRAND TOTAL (A)+(B)+(C)	2156	5560000	3492345	100	100		




*[Handwritten signature]*

(I)(b) Statement showing holding of securities (including shares, warrants, convertible securities) of persons belonging to the category "Promoter and Promoter Group"

Sr. No.	Name of the shareholder	Details of Shares held		Encumbered shares (*)			Details of warrants		Details of convertible securities		Total shares (including underlying shares assuming full conversion of warrants and convertible securities) as a % of diluted share capital
		Number of shares held	As a % of grand total (A)+(B)+(C)	No.	As a percentage	As a % of grand total (A)+(B)+(C) of sub-clause (I)(a)	Number of warrants held	As a % total number of warrants of the same class	Number of convertible securities held	As a % total number of convertible securities of the same class	
(I)	(II)	(III)	(IV)	(V)	$(VI)=\frac{(V)}{(I+II)}*100$	(VII)	(VIII)	(IX)	(X)	(XI)	(XII)
1	SREEKANTH REDDY, S	1149500	21	Nil	Nil	Nil	Nil	Nil	Nil	Nil	21
2	RACHANA SAMMIDI	593730	11		Nil	Nil	Nil	Nil	Nil	Nil	6
3	VEERA REDDY, S	180200	3		Nil	Nil	Nil	Nil	Nil	Nil	3
4	VANAJATHA, S	147100	3		Nil	Nil	Nil	Nil	Nil	Nil	3
5	ANAND REDDY SAMMIDI	152200	3		Nil	Nil	Nil	Nil	Nil	Nil	3
6	P SUCHARITHA REDDY	105200	2		Nil	Nil	Nil	Nil	Nil	Nil	2
7	ARUNA, S	118400	2		Nil	Nil	Nil	Nil	Nil	Nil	2
8	MALATHI, W	110900	2		Nil	Nil	Nil	Nil	Nil	Nil	2
9	MADHAVI, N	110700	2		Nil	Nil	Nil	Nil	Nil	Nil	2
10	M RADHIKA REDDY	55200	1		Nil	Nil	Nil	Nil	Nil	Nil	1
11	P SUDERSHAN REDDY	50000	1		Nil	Nil	Nil	Nil	Nil	Nil	1
12	P RAJITH REDDY	50000	1		Nil	Nil	Nil	Nil	Nil	Nil	1
13	REDDY, W.R.	10000	0		Nil	Nil	Nil	Nil	Nil	Nil	0
14	SURESH REDDY, N	5700	0		Nil	Nil	Nil	Nil	Nil	Nil	0
15	RANGANAYAKAMMA	2500	0		Nil	Nil	Nil	Nil	Nil	Nil	0
16	RAGHAVA REDDY, N	2500	0		Nil	Nil	Nil	Nil	Nil	Nil	0
TOTAL		2843830	51		Nil	Nil	Nil	Nil	Nil	Nil	47


(\*) The term "encumbrance" has the same meaning as assigned to it in regulation 28(3) of the SAST Regulations, 2011



*Handwritten signature*

(l)(c)(i) Statement showing holding of securities (including shares, warrants, convertible securities) of persons belonging to the category “Public” and holding more than 1% of the total number of shares


Sr. No.	Name of the shareholder	Number of shares held	Shares as a percentage of total number of shares {i.e., Grand Total (A)+(B)+(C) indicated in Statement at para (l)(a) above}	Details of warrants		Details of convertible securities		Total shares (including underlying shares assuming full conversion of warrants and convertible securities) as a % of diluted share capital
				Number of warrants held	As a % total number of warrants of the same class	Number of convertible securities held	% w.r.t total number of convertible securities of the same class	
1	THE MADHAVPURA MERCANTILE CO-OP. BANK LTD.	400000	7.19					7.19
2	N NARASIMHA SARMA	59190	1.06					1.06
	TOTAL	459190	8.25					11.54



*[Handwritten signature]*

**(I)(c)(ii) Statement showing holding of securities (including shares, warrants, convertible securities) of persons (together with PAC) belonging to the category “Public” and holding more than 5% of the total number of shares of the company**

Sr. No.	Name(s) of the shareholder(s) and the Persons Acting in Concert (PAC) with them	Number of shares	Shares as a percentage of total number of shares {i.e., Grand Total (A)+(B)+(C) indicated in Statement at para (I)(a) above}	Details of warrants		Details of convertible		Total shares (including underlying shares assuming full conversion of warrants and convertible securities) as a % of diluted share capital
				Number of warrants	As a % total number of warrants of the same class	Number of convertible securities held	% w.r.t total number of convertible securities of the same class	
1	THE MADHAVPURA MERCANTILE CO-OP. BANK LTD.	400000	7.19					7.19
TOTAL		400000	7.19					7.19





*[Handwritten signature]*

(I)(d)

Statement showing details of locked-in shares

Sr. No.	Name of the shareholder	Number of locked-in shares	Locked-in shares as a percentage of total number of shares {i.e., Grand Total (A)+(B)+(C) indicated in Statement at para (I)(a) above}
			NIL




**(I)(d) Statement showing details of locked-in shares**

Sr. No.	Name of the shareholder	Number of locked-in shares	Locked-in shares as a percentage of total number of shares {i.e., Grand Total (A)+(B)+(C) indicated in Statement at para (I)(a) above}
NIL			

**(II)(a) Statement showing details of Depository Receipts (DRs)**

Sr. No.	Type of outstanding DR (ADRs, GDRs, SDRs, etc.)	Number of outstanding DRs	Number of shares underlying outstanding DRs	Shares underlying outstanding DRs as a percentage of total number of shares {i.e., Grand Total (A)+(B)+(C) indicated in Statement at para (I)(a) above}
NIL				



*[Handwritten signature]*